



RESULTS FOR THE YEAR ENDED
31 MARCH 2003



RPC Group Plc

RPC is:

- the leader in the European rigid plastic packaging industry.
- unique in the industry because it can offer a comprehensive range of injection moulded, thermoformed and blow moulded packs.
- the supplier of choice to over 5,000 customers from sole traders to major multinationals like Unilever.
- UK based but with Europe wide manufacturing at 34 plants from San Roque (Southern Spain) to Lazkarzew (Eastern Poland).
- the employer of 5,700 staff across 10 European states.



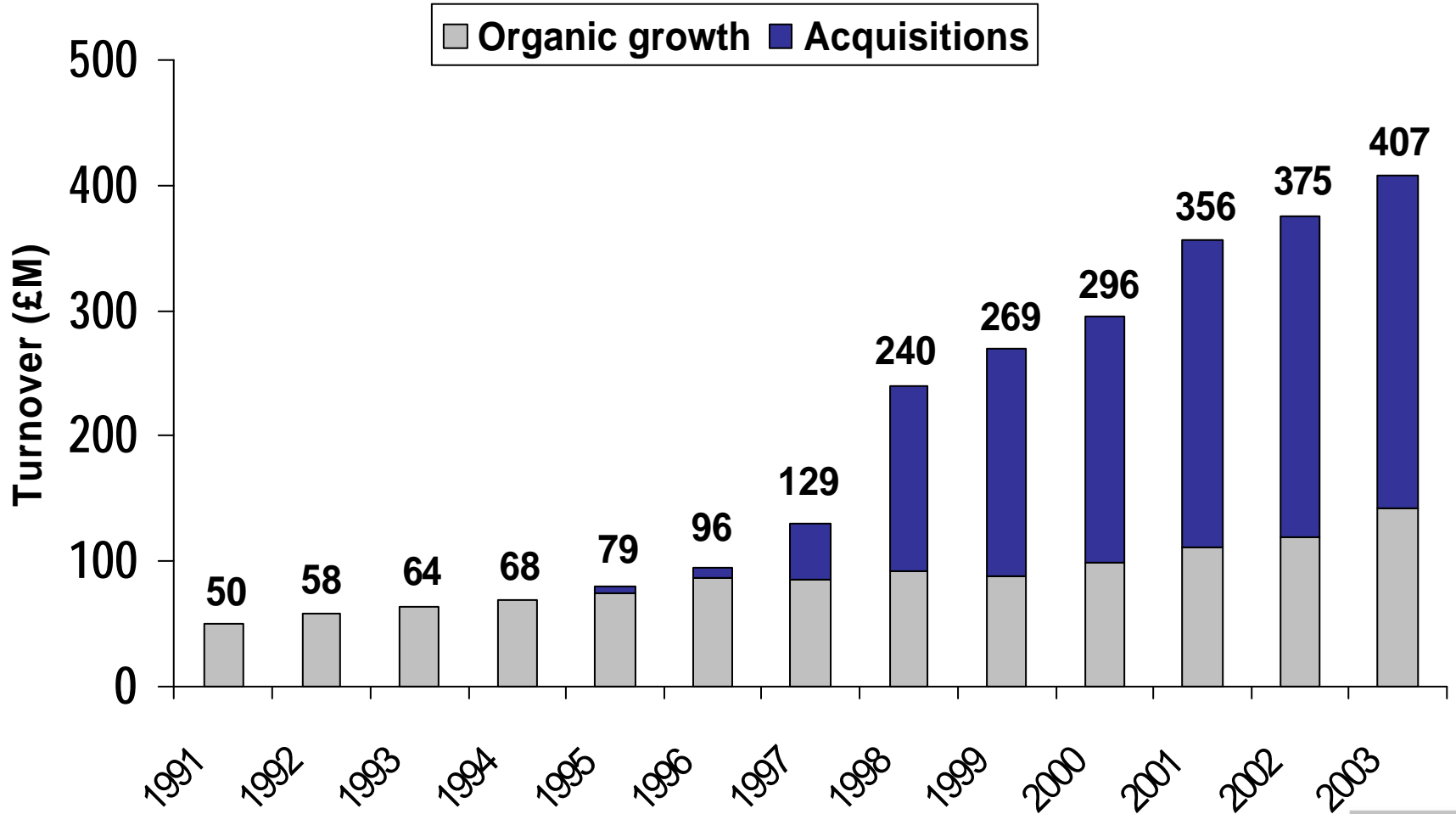
RPC Group Plc Strategy

To achieve continued earnings growth and to enhance shareholder value by:

- Growing organically and through acquisition.
- Exploiting the advantages of pan-european activities and a comprehensive product range in the market place which is daily becoming more international.
- Consolidating its position as market leader in individual well defined sectors
such as margarine tubs, drinking cups, sauce bottles and paint cans.



RPC Group Plc : Sustained Growth

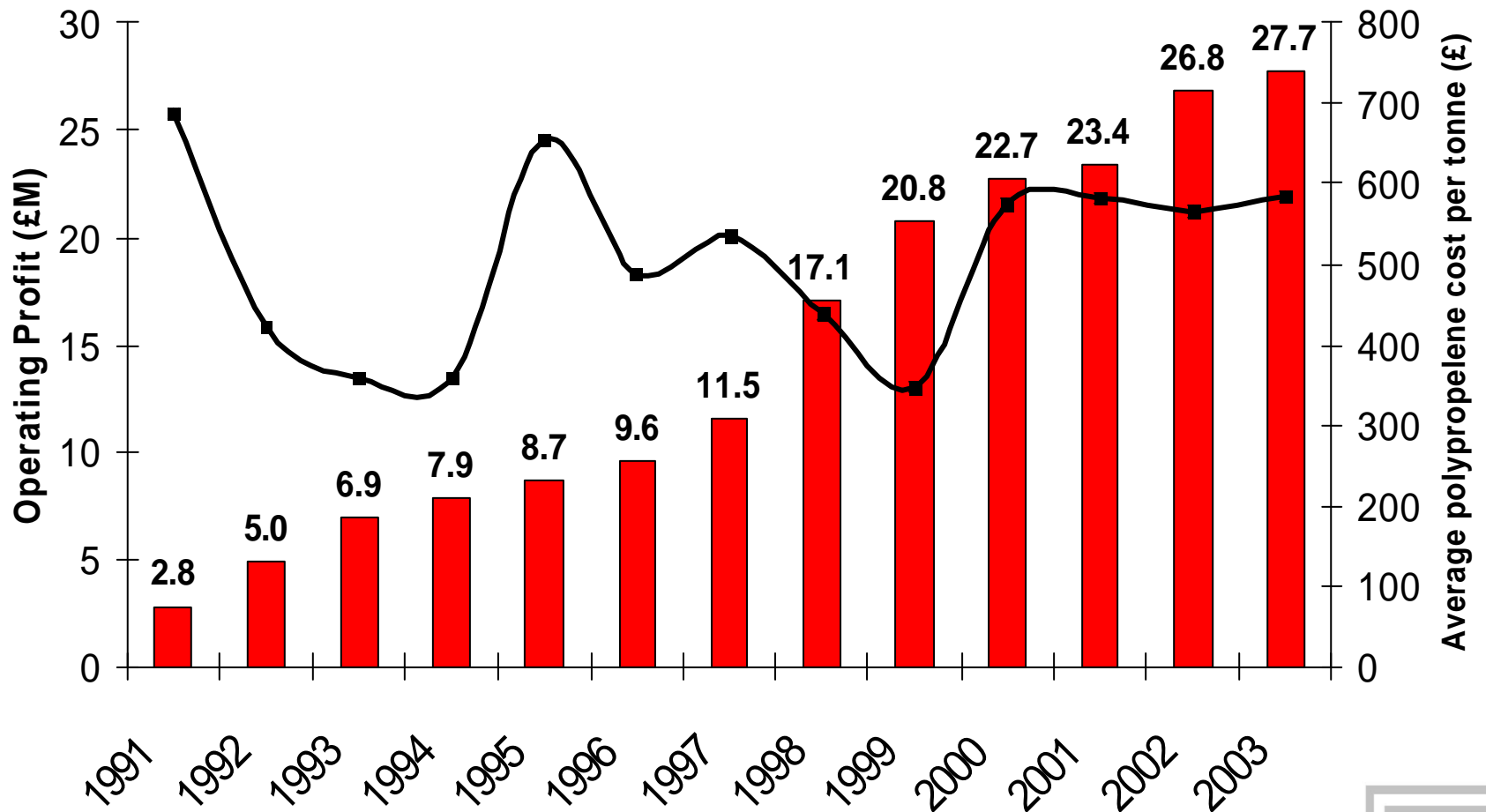


Compound Total Growth 19.1%

Compound Organic Growth 9.1%



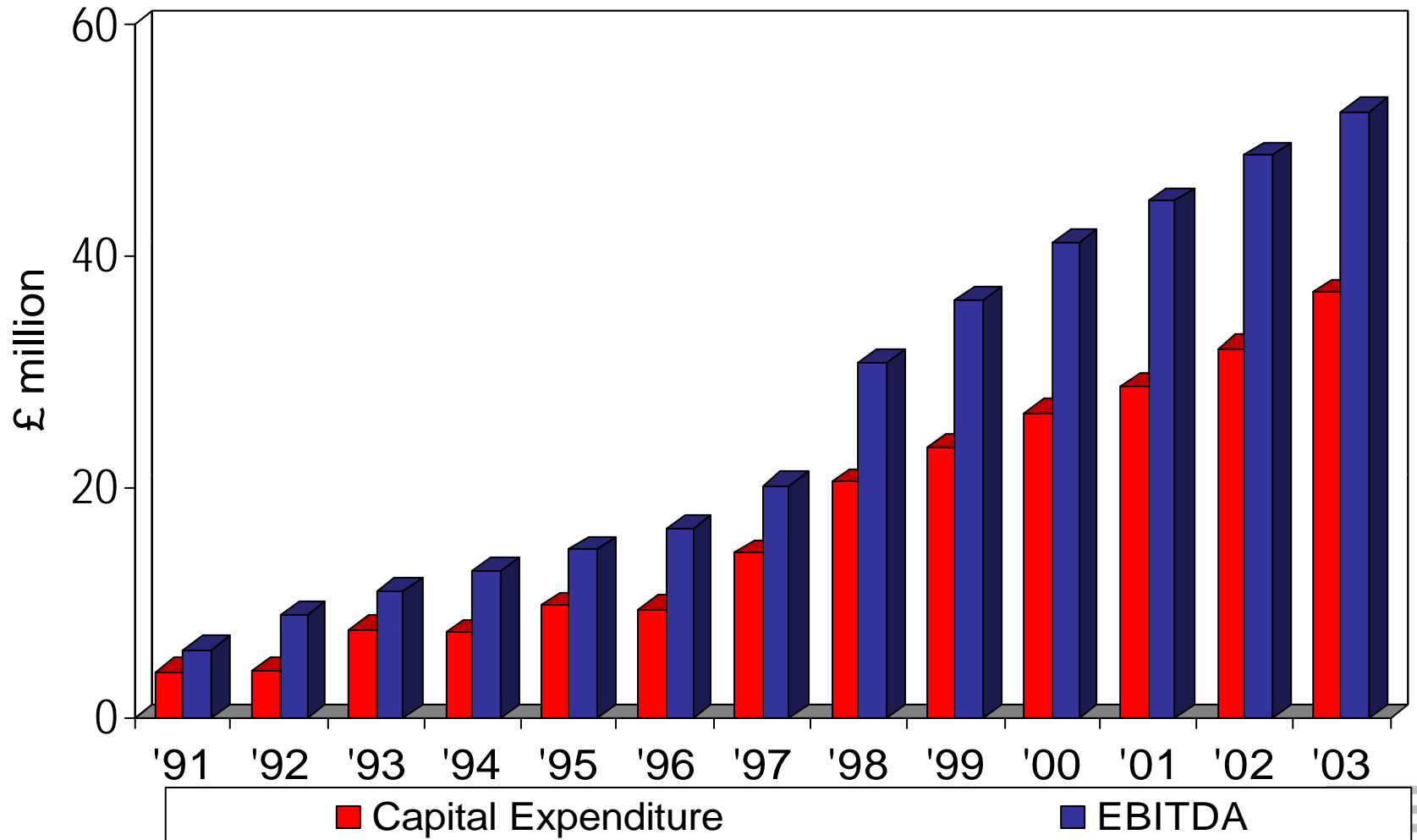
RPC Group Plc : Profit Progress



A 10 fold increase in operating profit between 1991 and 2003



Capital Expenditure / EBITDA



2002/03 Results

Key Points

- Group turnover increased by 9% to £407m (2002 : £375m)
- Project successes
- Fluctuating polymer prices
- Group pre tax profit up 7% to £21.5m (2002 : £20.1m)
- Earnings per share of 17.3p (2002 : 16.3p) up 6%
- Dividend increased to 6.3p (2002 : 6.0p)
- Gearing reduced from 109% to 88%



Major Financial Issues

- Benefit of strengthening Euro
- Cost pressures
- Improving interest cover (up from 4.0X to 4.5X)
- Continuation of Dutch FRR regime until 29/01/06.
- Pension fund changes.



FINANCIAL RESULTS

Profit and Loss Account Year ended 31 March


	2003	2002
	£m	£m
Turnover	407.1	374.9
Operating Costs	<u>(379.4)</u>	<u>(348.2)</u>
Operating Profit	27.7	26.7
Interest	<u>(6.2)</u>	<u>(6.6)</u>
Profit Before Tax	21.5	20.1
Taxation	<u>(6.4)</u>	<u>(6.0)</u>
Profit After Tax	15.1	14.1
Dividends	<u>(5.5)</u>	<u>(5.2)</u>
Retained Profit	9.6	8.9
Earnings per Share	<u>17.3p</u>	<u>16.3p</u>
Dividends per Share	6.3p	6.0p



FINANCIAL RESULTS

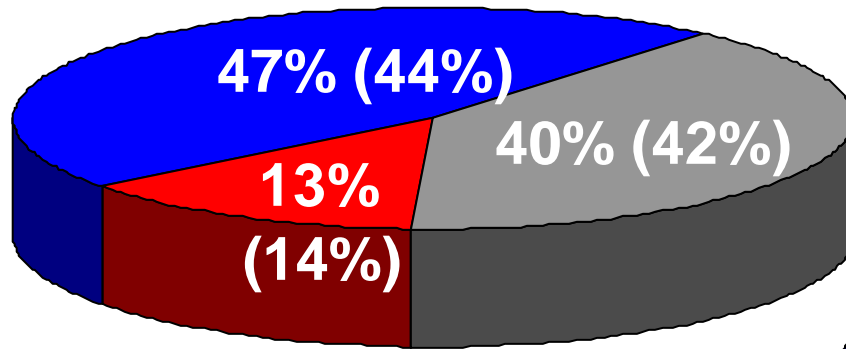
Balance Sheet at 31 March

	2003 £m	2002 £m
Fixed assets: intangible	8.4	8.0
tangible	187.8	169.1
Net current assets	34.0	27.1
Net bank loans and finance leases	(97.7)	(96.6)
Other provisions and accruals	<u>(21.8)</u>	<u>(19.3)</u>
	<u>110.7</u>	<u>88.3</u>
Represented by:		
Equity shareholders' funds	<u>110.7</u>	<u>88.3</u>
Gearing	88%	109%

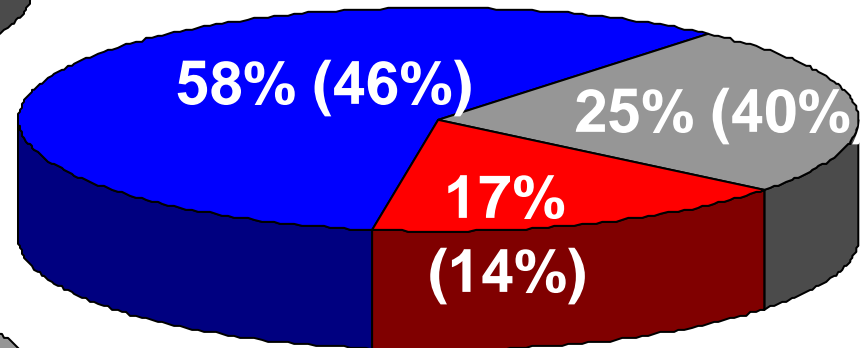


Analysis of Performance by Activity Year ended 31 March 2003

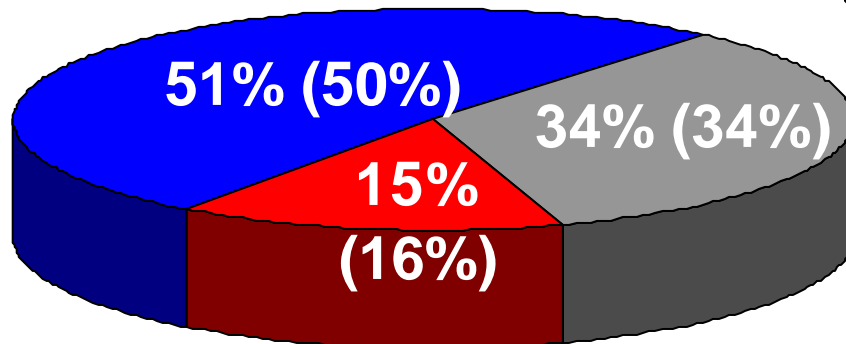
Turnover



Operating Profit



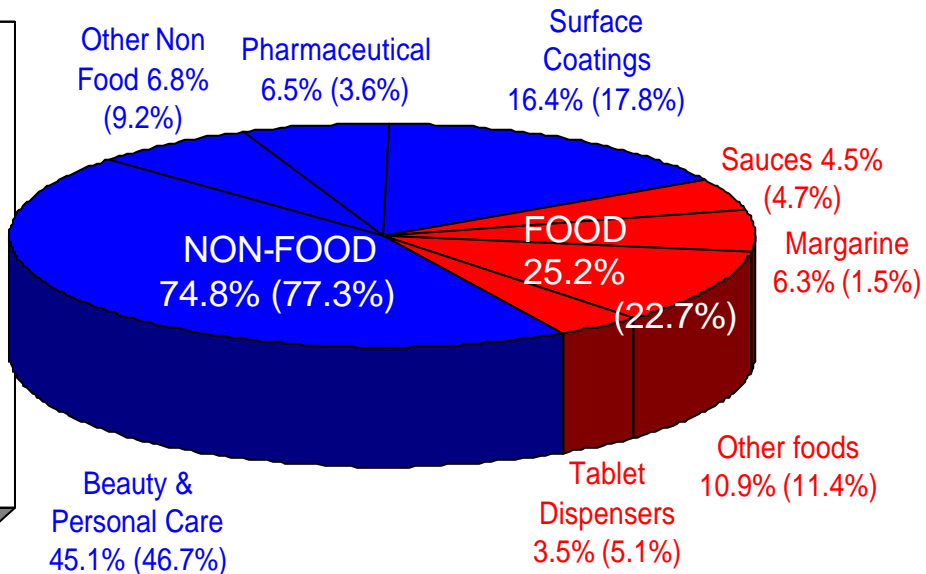
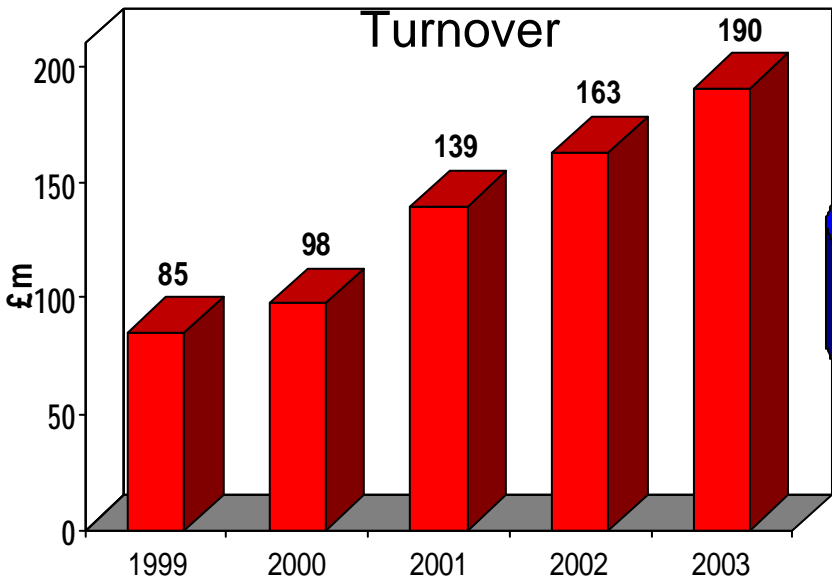
Capital Employed



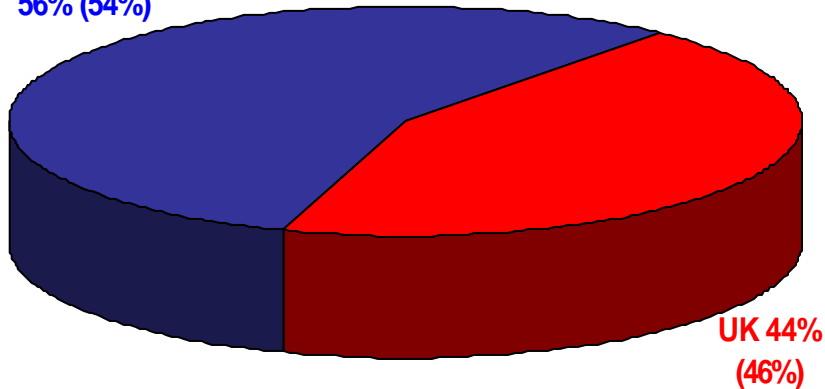
Injection Moulding
Blow Moulding
Thermoforming



Injection Moulding

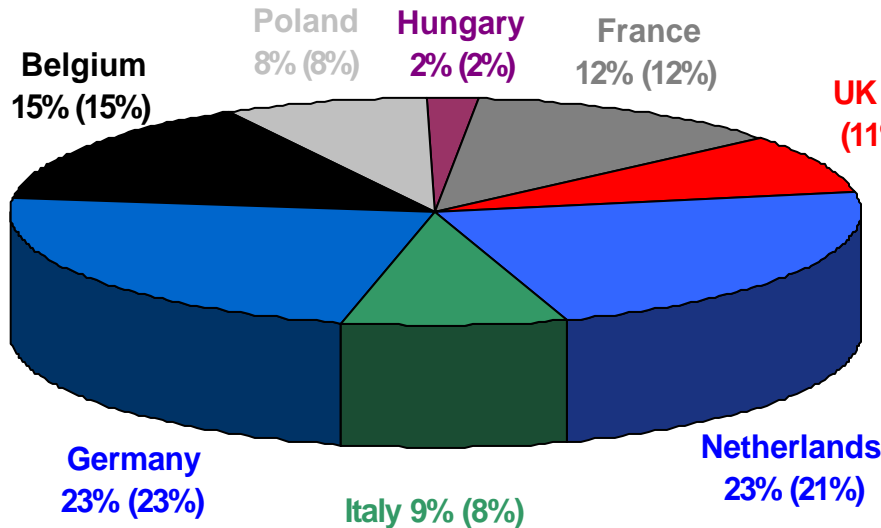
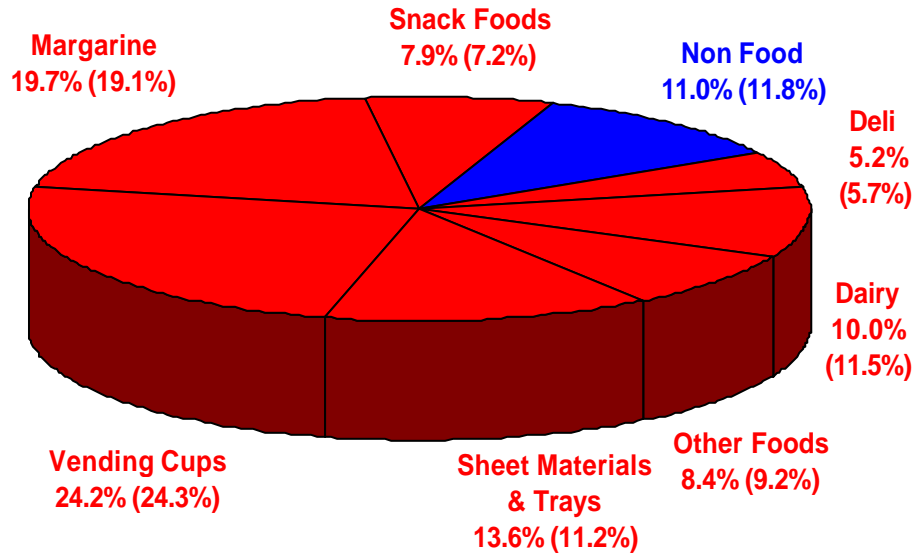
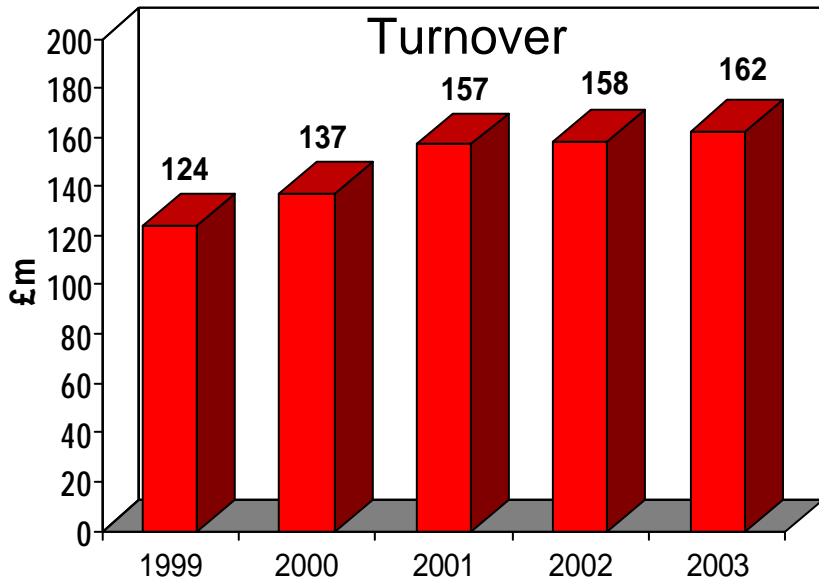


Germany
56% (54%)



Customer %	Market Sector
1 Procter & Gamble	Beauty / Household
2 Unilever	Personal Care / Margarine
3 Kalon	Surface Coatings
4 ICI Paints	Surface Coatings
5 Beiersdorf	Beauty and Personal Care
6 Boehringer	Pharmaceutical
7 Henkel	Personal Care / Household
8 L'Oreal	Beauty and Personal Care
9 Reckitt Benckiser	Beauty and Personal Care
10 Geest	Snack Foods

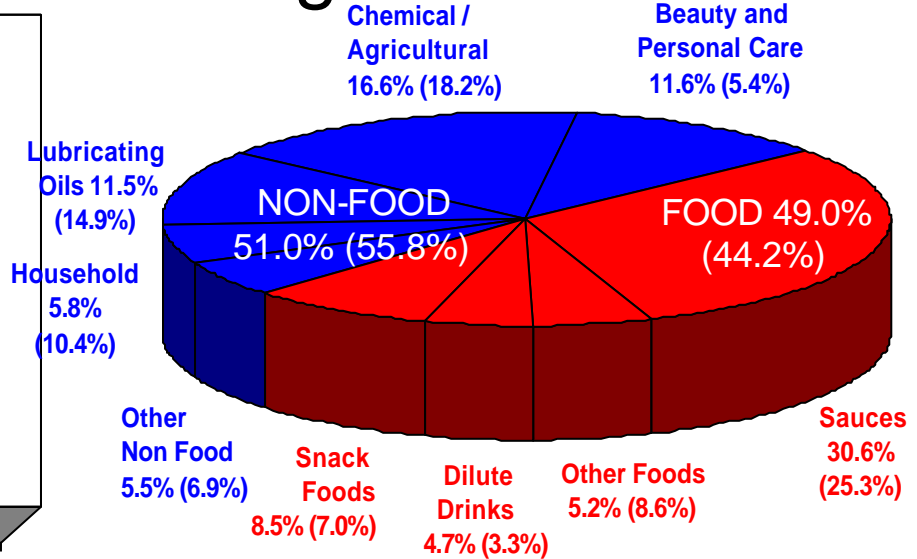
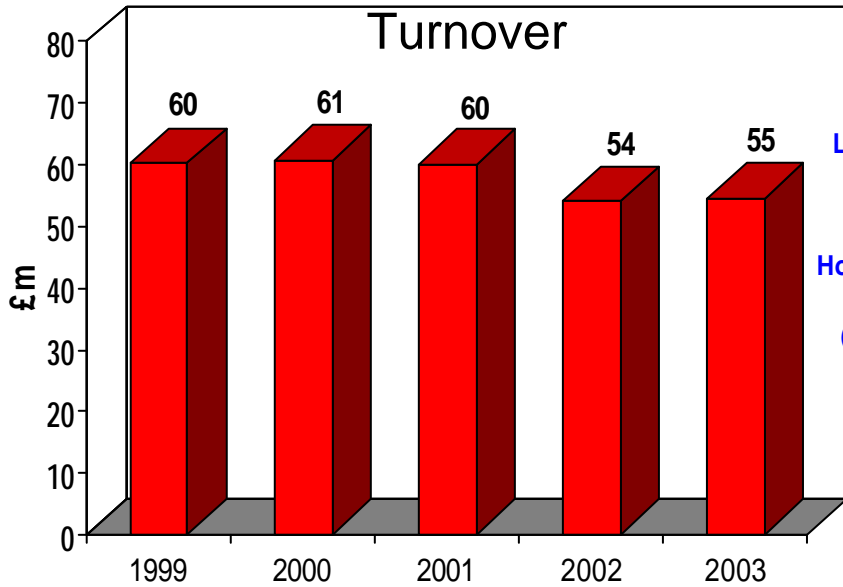
Thermoforming



Customer	Market Sector	%
1 Unilever	Margarine	UK 8% (11%)
2 Dole	Snack Foods	
3 Four Square	Vending Cups	
4 Ferrero	Sheet Materials	
5 Fegro Selgros	Wholesalers	
6 Bunzl	Vending Cups	
7 SZPT Warszawa	Margarine	
8 Beeck-Homann	Delicatessen	
9 Nestle	Snack Foods	
10 Vandemoortele	Margarine	

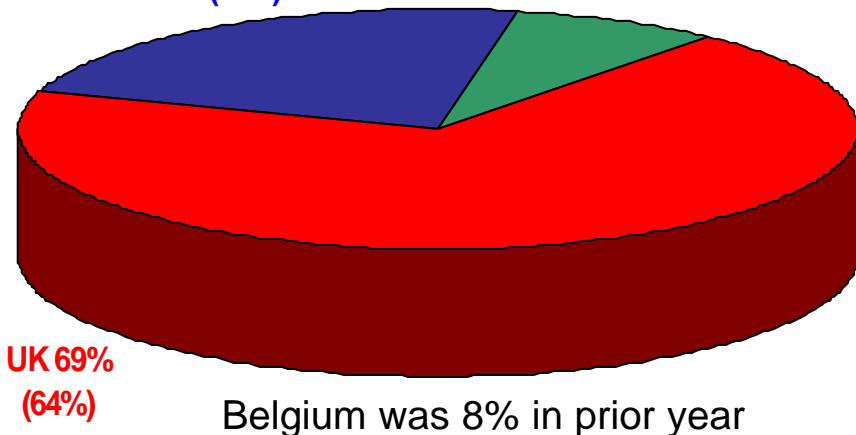


Blow Moulding



Germany
23% (20%)

Spain 8%
(8%)



Customer	Market Sector	%
1 Heinz	Sauces	
2 Beiersdorf	Beauty & Personal Care	
3 Henkel	Beauty & Personal Care	
4 Total Fina Elf	Lubricating Oils	
5 Laue	Sauces	
6 McCormicks	Sauces	
7 Dairy Crest	Dilute Drinks	
8 Castrol	Lubricating Oils	
9 Exxon Mobil	Lubricating Oils	
10 Procordia	Sauces	



Major Project Update

- Project Tulip

- UK and Scandinavia fully on stream
- Germany delayed
- Spin-offs: dessert pots in UK
dip packs in Germany



- Handihaler ®

- Phase I ran throughout 2002/03
- Phase II commenced January 2003
- Clean room manufacture begins September 2003
- Opportunities for: further Handihaler ® line(s)
capsule production



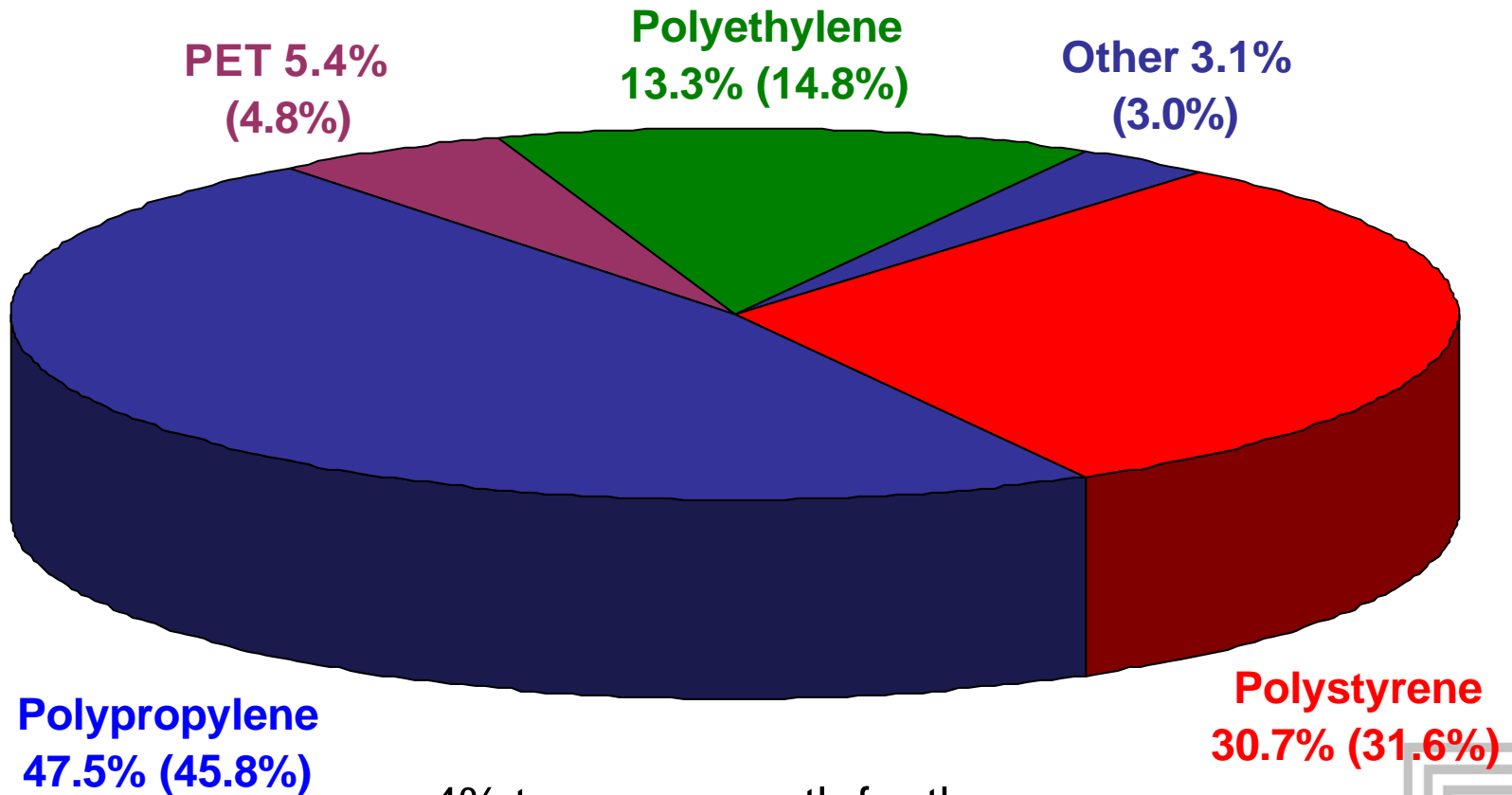
Other Projects

- Relaunch of ICI Paint Cans
- Jars for Dole
- New Deostick range
- 6,000 tonnes of state of the art PET sheet capacity
- Multilayer thermoformed tubs / pots
- Sales of catering disposables in Romania


Good project pipeline ensures future growth



Sales Volume (Polymer by weight) Year ended 31 March 2003



4% tonnage growth for the year



RPC
BEBO PLASTIK

RPC
BEBO NEDERLAND
GOOR

RPC
BEBO NEDERLAND
BEUNINGEN

RPC
BEBO POLSKA
POZNAN

RPC
BEBO POLSKA
WARSAW

RPC
BEBO POLSKA
KRUSZWICA

RPC
BRAMLAGE

RPC
BRAMLAGE CELLE

RPC
CRESSTALE

RPC
WIKO

RPC
FORMATEC

RPC
NEUTRAUBLING

RPC
CONTAINERS
BLACKBURN

RPC
CONTAINERS
DAKHAM

RPC
GROUP PLC

RPC
CONTAINERS
MARKET RASEN

RPC
CONTAINERS
HALSTEAD

RPC
CONTAINERS
OLD DALBY

RPC
CONTAINERS
CORBY

RPC
CONTAINERS
RAUNDS

RPC
CONTAINERS
RUSHDEN

RPC
CONTAINERS
BRISTOL

RPC
ENVASES
ARGANDA

RPC
ENVASES
SAN ROQUE

RPC
VERPACKUNGEN KUTENHOLZ

RPC
COBELPLAST

RPC
COBELPLAST-MONTONATE

RPC
TEDECO-GIZEH
DEVENTER

RPC
TEDECO-GIZEH
PORT TALBOT

RPC
TEDECO-GIZEH
KAJARPEÇ

RPC
TEDECO-GIZEH
OFFENBURG

RPC
TEDECO-GIZEH
BOUXWILLER

RPC
TEDECO-GIZEH
ŁASKARZEW

BRAMLAGE KORK **RPC**

